

Burning London EA - Comprehensive Manual



Thank you for choosing this (Burning) EA (Expert Advisor).

If you have any questions, suggestions or comments, you can easily contact us via MQL5. You can also find all our products here (more to come):

<https://www.mql5.com/en/users/MagmaSoftwareSolutions/seller>

This manual will guide you through all processes such as installation, configuration, and usage of the EA so that you can unlock its full potential. Please study this manual carefully in order to achieve a successful and smooth start with this product.

Should you still have questions or need help, simply join our MQL5 chat:

<https://www.mql5.com/en/messages/0151274c579fdb01>

Getting Started

Congratulations on your decision to explore the world of Expert Advisors and indicators on the MQL5 marketplace! In this chapter, we will guide you through the most important steps to get started with these powerful tools and enhance your trading experience.

Accessing and Purchasing

The MQL5 marketplace is a real treasure trove of trading tools and offers a wide range of Expert Advisors and indicators developed by experienced traders and programmers. Here you can find a list of all our products on the MQL5 market:

<https://www.mql5.com/en/users/MagmaSoftwareSolutions/seller>

Buying Process

Click the Buy button to proceed with your purchase.



149 USD
Buy: 149 USD

Rent:

For 1 month: 49 USD

[Free Demo](#)

Published: 18 May 2025
Current version: 1.5

Overview

Reviews

Comments

Statistics

Burning London ★★★★★

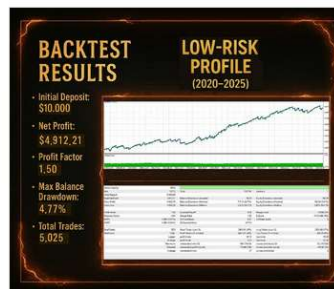
Experts Magma Software Solutions UG Version: 1.5 Activations: 10

Burning London EA MT5 - Precision Breakout Execution

Actual Price: \$149.00 - increases by \$100 with every 10 purchases (Final price: \$999)

LIVE SIGNAL:

ICTrading - High Risk:

[more...](#)

Select your payment method and then click the green Next button to proceed with your payment.



Buy: 149 USD

★★★★★

Magma Software Solutions UG

Authorization

Selection

Payment

Confirmation

End


Payment for product

Price: 149 USD
VAT (19%): 28.31 USD
Total: 177.31 USD

Product: Burning London
Seller: Markus Magera

[MetaTrader 5](#) platform for Windows is required to use the product

Choose a payment method and go to the appropriate Payment system page:



All payment details and data are entered on the corresponding payment system website.

MetaQuotes Ltd has no access to payment details and data you enter on the payment system website.

Your purchase of the product means that you have read and accepted the [Rules of Using the Market Service](#) and the [Market Terms of Use Agreement](#). You also agree that your purchase of digital content will be available immediately and that you waive your statutory right of withdrawal according to the [Terms of Use](#).

☐ save the selected payment method for one-click payments

☐ enable auto payment (recurring payment agreement)

Next

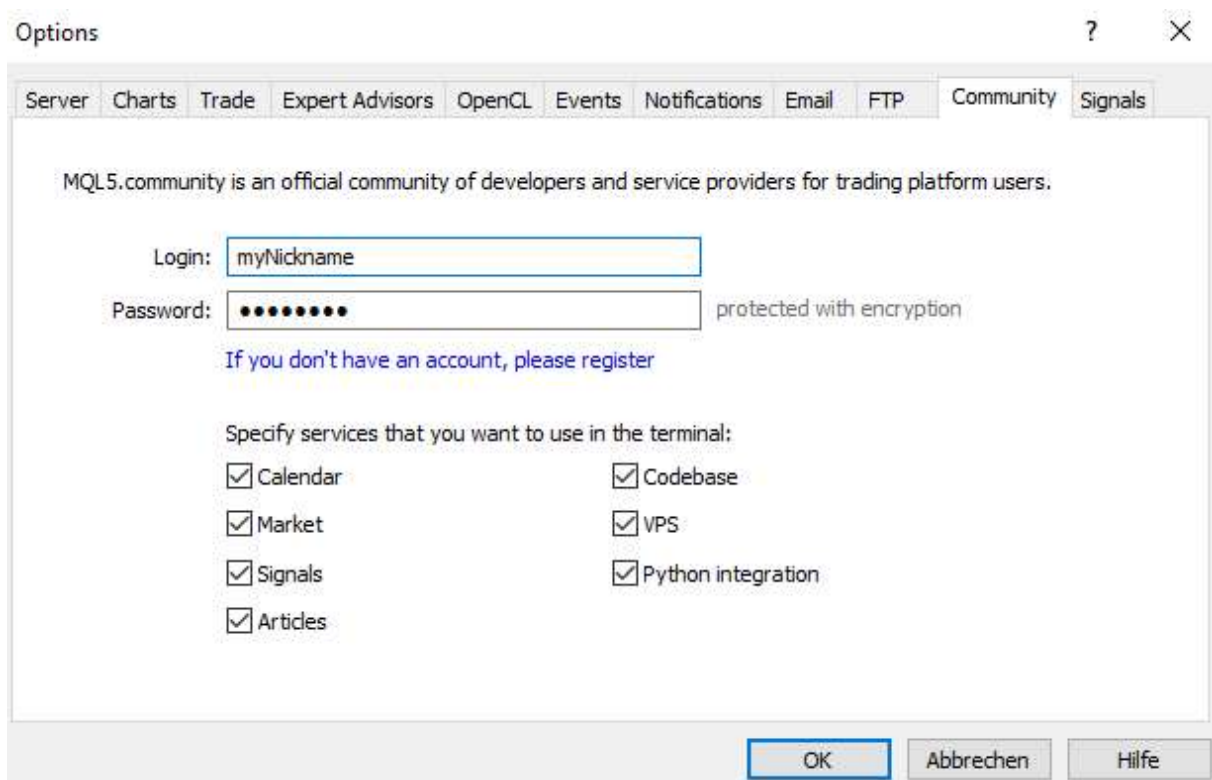
[Back to product page](#)

Downloading, Installing and Activating Burning London

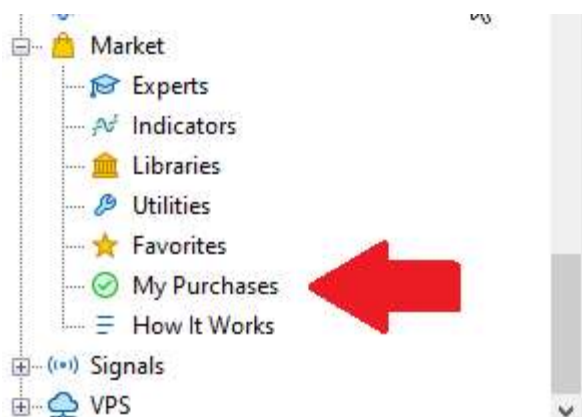
After your purchase is completed, you need to open your MT5 terminal to download and install the Burning London EA.

When you open the MT5 client, please make sure you are logged in with your MQL5 account. Use your MQL5 login (not your email) for this.

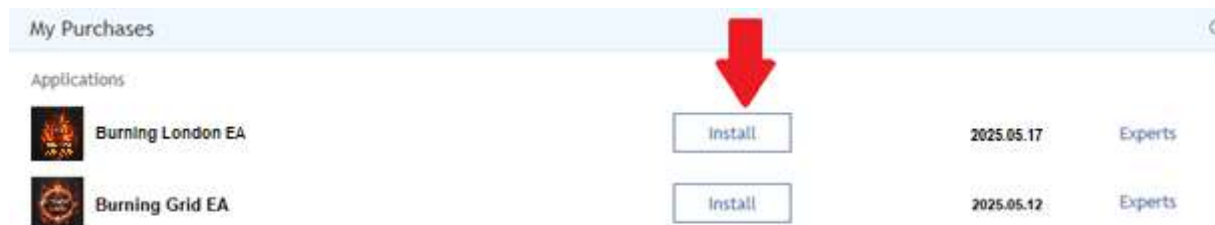
Open the MT5 terminal and go to “Tools -> Options -> Community” and make sure you are logged in there with your MQL5 account.



Then go to “View -> Navigator” and click on the Market folder and then on “My Purchases”.



The Purchases window with all your purchases will open on the right. Now click on the Install button for Burning London.

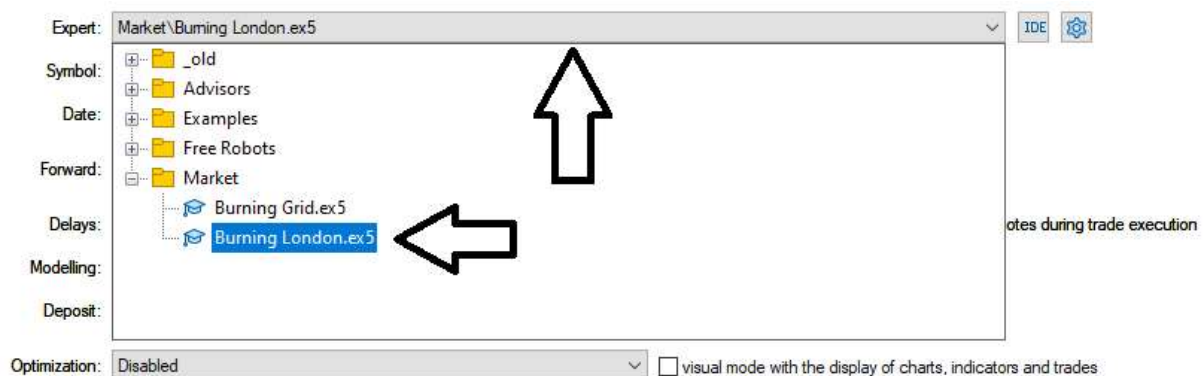


Testing Burning London EA with Strategy Tester

Please test your new Expert Advisor very thoroughly. Especially some settings depend on your broker (e.g., spread) and must be determined by you using the Strategy Tester!

To use the Strategy Tester, click on “View -> Strategy Tester”.

Now click on “Expert” and select Burning London here. You will find it under Market.



To test Burning London effectively, you should select a timeframe starting from 01.01.2020. Since most brokers do not offer test data for such a long period, we recommend selecting “1 Minute OHLC” for modeling. Also set the leverage offered by your broker. We recommend [ICTrading](#), which in our opinion offers the best conditions on the market.

Expert: Market\Burning London.ex5 IDE Settings

Symbol: GBPUSD H1 \$

Date: Custom period 2020.01.01 2025.04.30

Forward: No 1970.01.01

Delays: Zero latency, ideal execution select a delay to emulate slippage and requotes during trade execution

Modelling: 1 minute OHLC profit in pips for faster calculations

Deposit: 10000 EUR 1:500 leverage

Optimization: Disabled visual mode with the display of charts, indicators and trades

Then you can choose “Inputs” to configure Burning London for the first test.

Variable	Value	Start	Step	Stop	Steps
Information Header					
<input checked="" type="checkbox"/> [Expert Advisor]	Burning London EA v1.11 (16.05.2025)				
<input checked="" type="checkbox"/> [Description]	(Burning) London Breakout Expert Advisor				
<input checked="" type="checkbox"/> [Link to manual/Instruction Sheet]	https://magma-software.solutions/burning-grid/bgmanual-en.html				
<input checked="" type="checkbox"/> [Link to Support Group]	https://www.mql5.com/en/messages/0151274c579fdb01				
Calculation Setup					
<input checked="" type="checkbox"/> calcMethod	Fixed		Automatic Lot Calculation		Fixed per Balance
<input checked="" type="checkbox"/> riskSetting	Lowest Risk (0.01 per \$1000)		Lowest Risk (0.01 per \$1000)		High Risk (0.01 per \$200)
<input checked="" type="checkbox"/> Lotsize	0.6	0.6	0.06	6.0	
<input checked="" type="checkbox"/> Lotsize per Balance	10000.0	10000.0	1000.0	100000.0	
Friday Setup					
<input checked="" type="checkbox"/> tradeFriday	false	false		true	
<input checked="" type="checkbox"/> tradeNFPFriday	false	false		true	
Backtesting & Other Settings					
<input checked="" type="checkbox"/> Disable Graphics for faster backtesting	true	false		true	
<input checked="" type="checkbox"/> Nightmode for Dashboard active or not	true	false		true	
<input checked="" type="checkbox"/> Pause EA	false	false		true	
Overview Settings Inputs Optimization Results Agents Journal					
					Start

For the first test, we recommend setting the Calculation Method to fixed, disabling graphics for a faster test, and using a 0.6 Lot size.

A more detailed explanation of what each setting does follows below.

Then click on “Start” to begin the test.

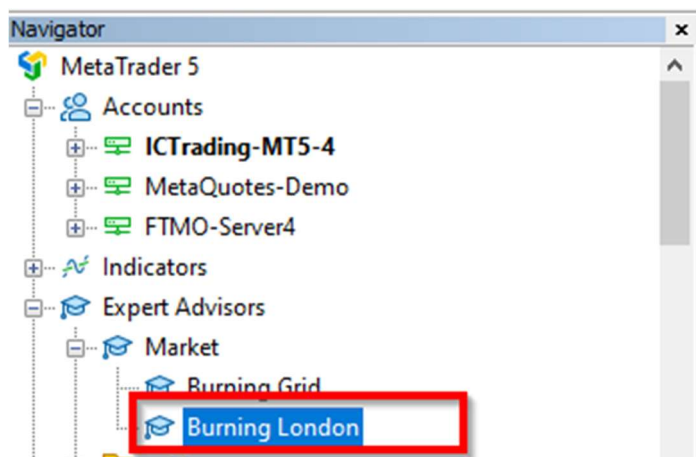
Setting up Burning London on a Demo or Live Account

After testing Burning London and finding the perfect settings for your broker or [capital provider](#), we can burn down the market.

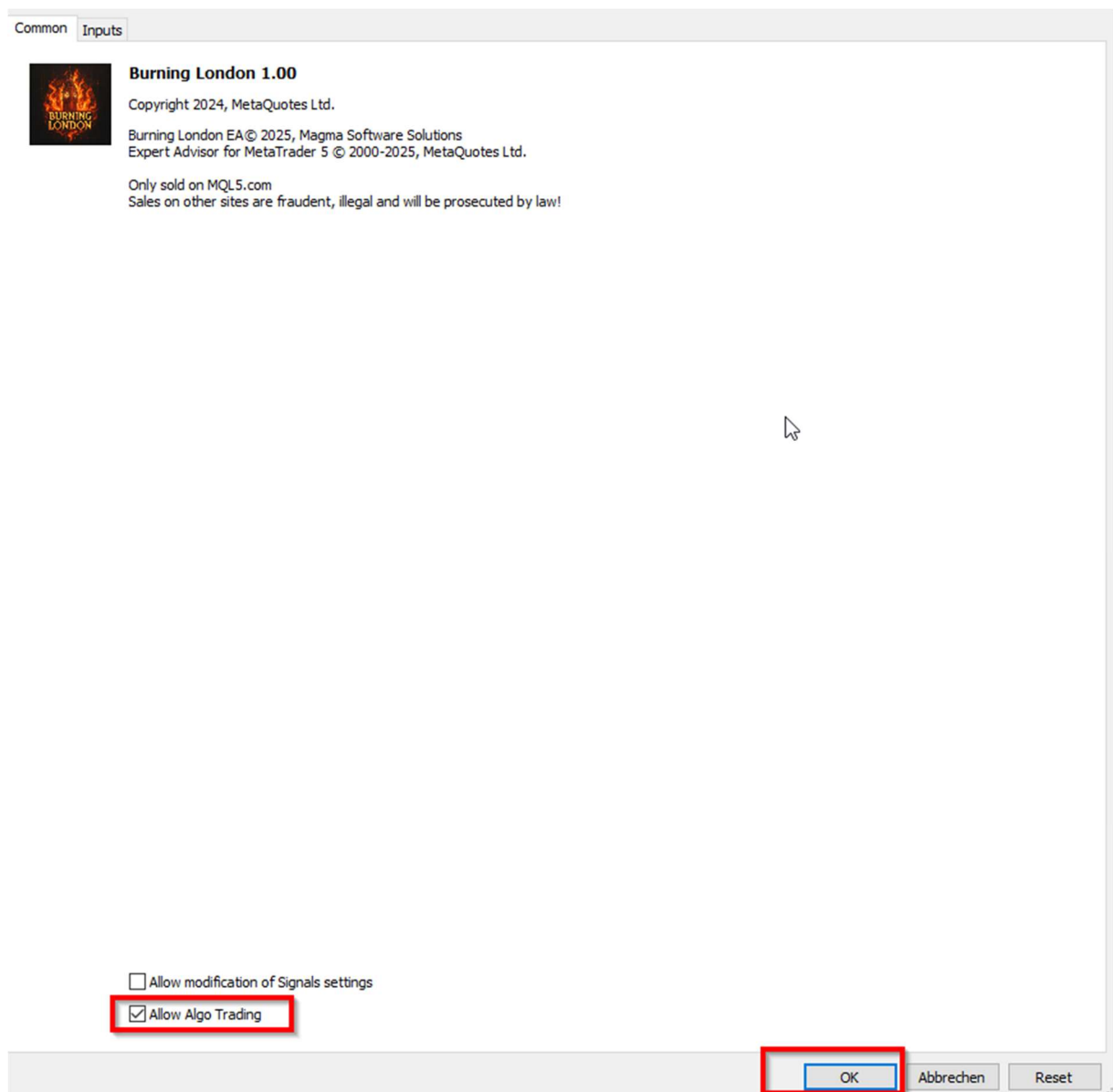
You can use the following steps for both demo and live account setups.

1. Select a symbol chart GBPUSD

2. Drag and drop the Burning London EA onto the chart



3. Enable "Allow Algo Trading" and click OK



- Click on Inputs. Here you can adopt the parameters from the tests (or use the default settings for a good broker)

Burning London 1.00

Common Inputs

Variable	Value
Information Header	
ab [Expert Advisor]	Burning London EA v1.11 (16.05.2025)
ab [Description]	(Burning) London Breakout Expert Advisor
ab [Link to manual/Instruction Sheet]	https://magma-software.solutions/burning-grid/bgmanual-en.html
ab [Link to Support Group]	https://www.mql5.com/en/messages/0151274c579fdb01
Calculation Setup	
calcMethod	Fixed
riskSetting	Lowest Risk (0.01 per \$1000)
1/2 Lotsize	0.06
1/2 Lotsize per Balance	10000.0
Friday Setup	
tradeFriday	false
tradeNFPFriday	false
Backtesting & Other Settings	
Disable Graphics for faster backtesting	false
Nightmode for Dashboard active or not	true
Pause EA	false

Load Save

OK Abbrechen Reset

After one last click on “Ok”, Burning London will start and display the following dashboard:

```
Expert: Burning London EA v.1.11 - Last Update: 1970.01.01 00:00
      24h    Cur M    Last M    All
Floating:    0.00
DrawDown:    0.00%
```

At the top, the profits and losses achieved so far are displayed. These are roughly totaled and shown for the last 24 hours, the current month, the previous month, and overall.

The section below shows the current floating value and DrawDown (Balance).

Risk Management

Burning London has a built-in risk management system based on the following factors:

- Calculation Method:
Here you can choose between the modes “Fixed”, “Fixed per Balance”, and “Automatic Lot Calculation”.
 - Fixed: You set a fixed Lot Value
 - Fixed per Balance: You set a Lot Value based on the given Balance
 - Automatic: You can choose between 3 predefined lot calculations
 - Lowest Risk: 0.01 Lots per \$1000
 - Medium Risk: 0.01 Lots per \$600
 - High Risk: 0.01 Lots per \$200

- Trade Friday:
By default the EA doesn't trade on Fridays. Here you can overrule that (not recommended)

- Trade NFP Friday
By default the EA doesn't trade on NFP Fridays. Here you can overrule that (REALLY NOT RECOMMENDED!)

Common
Inputs

Variable	Value
Information Header	
ab [Expert Advisor]	Burning London EA v1.11 (16.05.2025)
ab [Description]	(Burning) London Breakout Expert Advisor
ab [Link to manual/Instruction Sheet]	https://magma-software.solutions/burning-grid/bgmanual-en.html
ab [Link to Support Group]	https://www.mql5.com/en/messages/0151274c579fdb01
Calculation Setup	
calcMethod	Automatic Lot Calculation
riskSetting	Lowest Risk (0.01 per \$1000)
1/2 Lotsize	0.06
1/2 Lotsize per Balance	10000.0
Friday Setup	
tradeFriday	false
tradeNFPFriday	false
Backtesting & Other Settings	
Disable Graphics for faster backtesting	false
Nightmode for Dashboard active or not	true
Pause EA	false

Load
Save

OK
Abbrechen
Reset

Burning London Settings

Disable Graphic for faster backtesting

If set to “true”, all graphics (like the dashboard) are disabled, resulting in significantly faster test results.

Pause EA

If “true”, existing open positions are processed, but no new orders are placed.

Magic Number

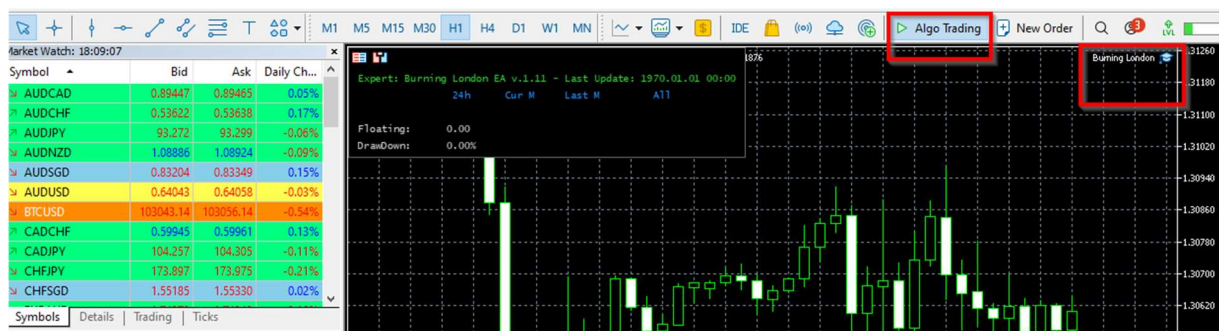
The magic number for Burning London.

Suffix of the Symbol

Some brokers have suffixes for the pairs (e.g., “.ix”). To ensure the symbol is recognized by Burning London, the suffix must be entered here.

Auto Trading

In order for Burning London to place orders, Algo Trading must be enabled in the terminal.

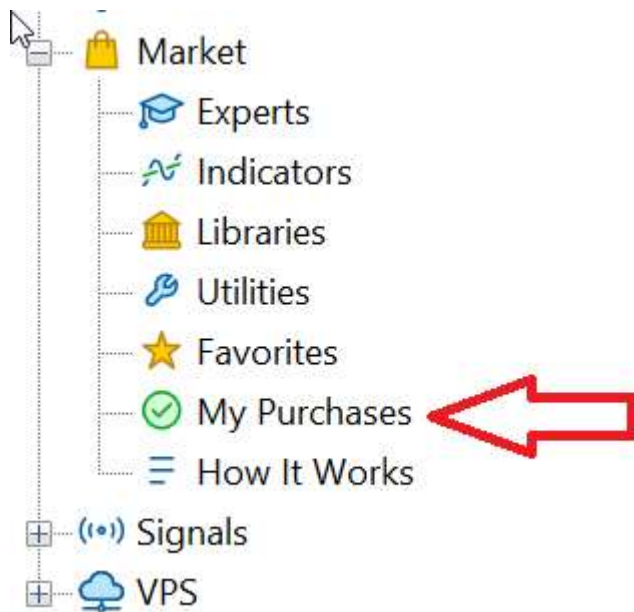


Please make sure your computer is ON 24/7! Since slippage and network issues can affect the performance of Burning London, we recommend using a [VPS](#) (Virtual Private Server), e.g., from [Commercial Network Services](#). This way, you don't need to have your computer on and monitor it constantly, but can run your EAs on a remote machine stress-free.

Updating Burning London

To update Burning London, follow these steps:

Go to the "Market" menu in MetaTrader and then to "My Purchases":



Then click on “Update” and follow the steps in “Setting up Burning London on a Demo or Live Account”:



If you are using the MQL VPS, you must migrate Burning London to the VPS afterwards!

Recommendations

Broker - [ICTrading](#) – Your Gateway to Professional Forex & CFD Trading

[IC Trading](#) is a trusted brokerage firm known for its robust suite of services in the Forex and CFD markets. Regulated by the Financial Services Commission (FSC) of Mauritius under license number GB21026834, the company operates with a strong commitment to security, transparency, and client protection.

Exceptional Trading Conditions

[IC Trading](#) stands out for offering highly competitive conditions tailored to both novice and experienced traders. With Forex CFDs starting from spreads as low as 0.0 pips, clients benefit from cost-efficient trading. Thanks to strategically placed servers in the NY4 data center, transactions are executed rapidly and without unnecessary delay—essential for capitalizing on market opportunities.

Flexible Account Options

To meet the varying needs of its clients, [IC Trading](#) provides three main account types:


- **Standard Account** – No commission, spreads from 0.8 pips. A great fit for manual traders and those who value simplicity.
- **Raw Spread Account** – Spreads from 0.0 pips with a \$3.5 commission per trade. Tailored for scalpers and advanced traders. (Required for optimal performance with the **Burning London** EA)
- **Islamic Account** – A swap-free solution for clients who follow faith-based principles and cannot receive or pay interest.

Practice Without the Risk

For those looking to explore the platform or fine-tune their strategies, [IC Trading](#) also offers a risk-free **demo account**. This feature enables users to gain practical experience and test various trading approaches using real-time data—without putting any capital on the line.

Ready to get started?

Click this [link](#) to open your [IC Trading](#) account.



QuickstartTradingPlatformsMore


Client Login


Trade CFDs with Confidence

IC Trading offers variable spreads on our [MetaTrader 4](#) and [MetaTrader 5](#) forex trading platforms.

Trade Now

Try a Free Demo



EURUSD 

Bid1.13983Ask1.13984

SPREAD

0.1

0.0 PIP SPREADS*

1:500 LEVERAGE

0.01 MICRO LOT TRADING

+2250 TRADABLE INSTRUMENTS

24/7 DEDICATED SUPPORT

Trading Capital Accelerator - [iFUNDS](#) – Instant Capital for Ambitious Trader

[iFunds.io](#) is a modern proprietary trading firm that offers traders a fast and flexible way to access capital. Unlike traditional funding models, iFunds.io removes the need for challenges or evaluations. Traders can begin trading with capital immediately—up to \$500,000—allowing them to focus purely on performance from day one.

What Sets [iFunds.io](#) Apart

- Instant Access to Capital**
No delays, no hurdles. Traders can start with a funded account instantly.
- Customizable Profit Splits**
Choose a profit-sharing model and drawdown limits that align with your trading style and risk preferences.
- No Daily Drawdown Limits**
Focus on your strategy without the pressure of daily loss restrictions. Only the overall drawdown matters.

- **EA and Bot-Friendly**

Algorithmic traders are welcome. Expert Advisors and trading bots (like Burning London) are fully supported—as long as they follow fair trading rules.

- **Fast Payouts**

Profits can be withdrawn at any time, with fast processing to keep your earnings accessible when you need them.

- **Scalable Accounts**

As your performance grows, so can your funding. Profits can be reinvested to access larger capital tiers.

Account Options for Every Trader

iFunds.io offers a range of account sizes, each designed to suit different trading goals:

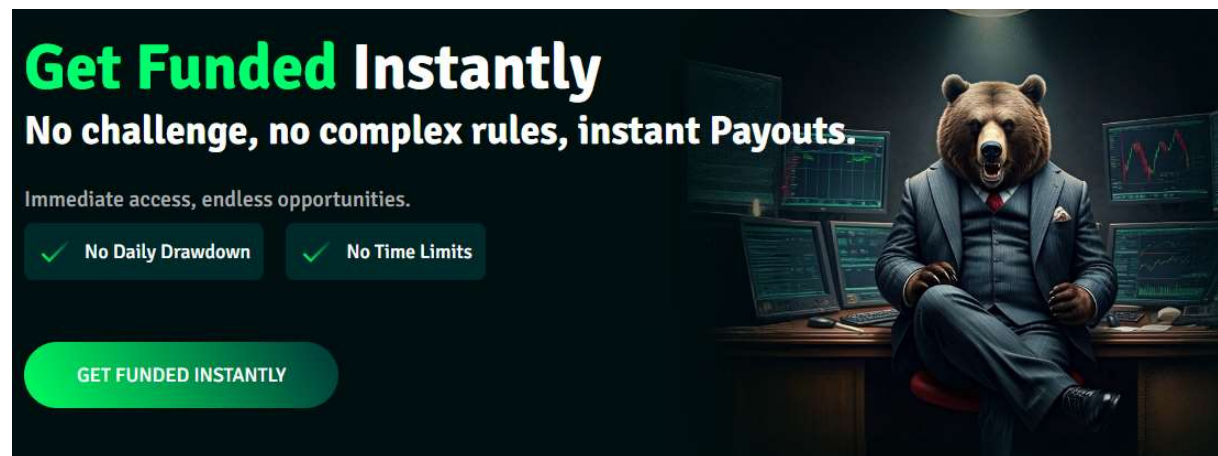
- **Intern** – Start with \$2,500 in capital and a 50% profit split.
- **Starter** – Begin with \$5,000 and grow with experience.
- **Ambitious** – Access \$10,000 in capital, ideal for more aggressive strategies.

All accounts come with a 10% maximum loss limit, no daily drawdowns, and no time pressure or trading day minimums.

Extra Perks

- **Public Leaderboard** – Gain recognition by showcasing your trading results.
- **Copy Trading** – Monetize your strategies by allowing others to follow your trades.
- **Global Accessibility** – Trade from anywhere, with full flexibility for your trading setup.

[iFunds.io](https://ifunds.io) empowers traders with capital, freedom, and opportunity—without the traditional roadblocks.



Get Funded Instantly
No challenge, no complex rules, instant Payouts.

Immediate access, endless opportunities.

- ✓ No Daily Drawdown
- ✓ No Time Limits

GET FUNDED INSTANTLY

[FTMO](#) – The Professional Path to Proprietary Trading

[FTMO](#) is one of the most recognized and well-established proprietary trading firms worldwide. It offers talented and disciplined traders the opportunity to trade with up to **\$200,000** in starting capital – and with consistent performance, even up to **\$400,000**. What sets FTMO apart: there is no instant funding. Instead, the firm relies on a transparent, two-phase evaluation model that fairly assesses performance and risk management.

What Makes [FTMO](#) Stand Out

- **No Time Pressure**
Traders can take as much time as they need to meet their trading objectives.
- **Two-Step Evaluation Process**
The path to an [FTMO](#) Account consists of two phases: the [FTMO](#) Challenge and the Verification. In the Challenge phase, traders aim to achieve a 10% profit target without exceeding defined loss limits. The Verification phase requires a 5% profit target.
- **Attractive Profit Share**
Successful traders keep 80% of their profits. Through the Scaling Plan, this can increase to 90%.
- **Regular Payouts**
Payouts can be requested 14 days after the first trade. After that, payouts are available every 14 days.
- **Scaling Plan for Growing Capital**
With consistent performance, the trading account is increased by 25% every four months, up to a maximum of \$400,000.

Account Types for Different Trading Styles

- **Classic Account** – For day traders who open and close positions within the same day. Leverage up to 1:100.
- **Swing Account** – For traders who hold positions overnight or over the weekend. Leverage up to 1:30.

Additional Advantages

- Diverse Trading Platforms – Support for MetaTrader 4, MetaTrader 5, cTrader, and DXtrade.
- Wide Range of Instruments – Forex, indices, commodities, stocks, and cryptocurrencies.
- Transparent Rules and Conditions – Clear limits: maximum daily loss of 5% and maximum overall loss of 10%.

[FTMO](#) offers ambitious traders a structured platform to trade with company capital and take their trading career to the next level.



VPS – [Commercial Network Services](#)

Why Running a Forex EA on a VPS

For traders relying on Expert Advisors (EAs) in the forex market, operating through a Virtual Private Server (VPS) can make a world of difference. A VPS allows your trading system to function independently of your personal computer—meaning trades continue to be placed around the clock, regardless of local power outages or internet disruptions.

Because VPS hosting is optimized for speed, it significantly reduces latency, enabling quicker trade execution and minimizing slippage. Security is another major plus: by separating your trading environment from your personal device, you protect your strategy from viruses, malware, and system crashes.

In short, a [VPS](#) offers a stable, secure, and uninterrupted trading experience that's essential for serious forex traders.

Why Many Traders Trust [Commercial Network Services \(CNS\)](#)

[CNS](#) is a top-tier VPS provider recognized in the forex community for its high-performance infrastructure and commitment to uptime.

- Ultra-low latency means trades are processed with near-instant speed.
- Full compatibility with Windows (64-bit), Linux, macOS, and mobile platforms.
- Your EA stays active 24/7, with no manual intervention needed.
- Security features include real-time antivirus scanning, regular backups, and automatic system optimization.
- Advanced protections like dual firewalls and packet monitoring keep your data safe.
- Responsive 24/7 support is always available to assist you.

<https://trader.ftmo.com/?affiliates=hEgLCVYIshOwRknSIMOn>

Ready to level up your trading setup? Host your EA with [CNS](#).



The advertisement features a dark blue background with a stylized city skyline. At the top, the CNS logo is displayed. The main text reads: 'GLOBAL LEADER IN MANAGED VPS & TRADE SYSTEMS FOR ALGORITHMIC TRADING'. Below this, a downward arrow points to 'CNS Ultra Trader VPS Desktops'. Further down, it states '100% guaranteed up time'. At the bottom, a bright green button contains the text 'Get Blistering Speed Now'.

